

CASE STUDY:

Microsoft Excel Automation Rush-Copley Medical Center



Rush-Copley Medical Center (RCMC) is the leading services provider to the greater Fox Valley area outside of Chicago, Illinois and is the only level III neonatal intensive care unit in Kane County with over 3,300 families choosing their facilities annually. They are one of 251 hospitals in the nation to achieve and an A grade in all five Hospital Safety Scores. Rush-Copley also is the home of a renowned cancer center, emergency room, family medicine center, heart and vascular care and more, which are housed throughout Illinois.

1 COMPANY SNAPSHOT

Customer Since : 2013
Users : 33
ERP System : Lawson

"Once you learn how that **formula** works, you can pull **any cost center** and account combination you want **within minutes** without needing your IT department. If you know how to format an Excel spreadsheet, then you can format any reports you create using **Spreadsheet Server**."

Robert James
M.A.S., CPA Senior Financial Accountant
Rush-Copley Medical Center

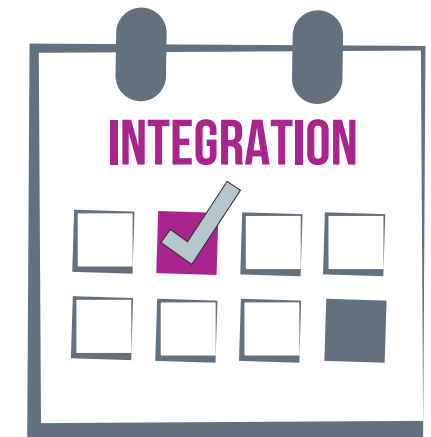
WHAT RCMC HAS TO SAY

2 SITUATION & STRATEGY

Prior to implementing Spreadsheet Server, RCMC was using a complicated, manual, slow process for reporting. They knew they needed a faster, more efficient turnaround process than the one that was previously in place. They no longer wanted to have to rely on IT to simply create and distribute a report, nor did they want to spend the time learning a new query language or deal with a cumbersome proprietary interface tool—they wanted a painless process in the familiar environment of Excel.

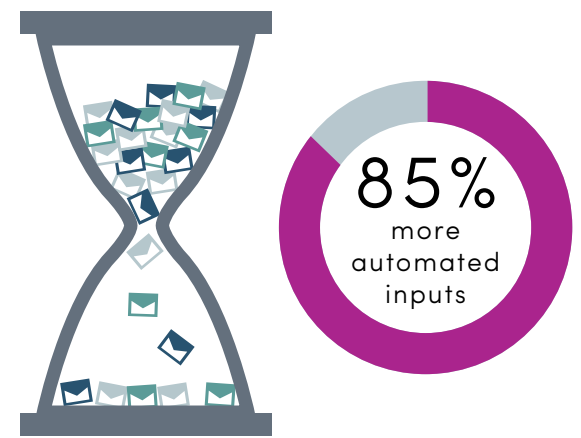
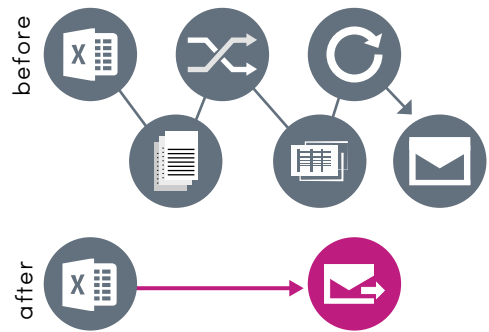
3 RESULTS

1-2 Day Implementation and Training for intuitive, user-friendly products



5 RESULTS

Report Distribution Efficiency: from complicated multi-step process to integrated product solution



6 RESULTS

From manual, time-consuming reporting to automated reporting and distribution

- Spreadsheet Server** converts Excel into a tightly integrated analytical tool for any ERP system. Users can leverage the strength of their spreadsheets with seamless dynamic integration to their information, along with powerful drill-down capability to the lowest level of detail. It allows users to build a range of reports from simple ad hoc workbooks to complex dashboard-type views of critical business data.
- Distribution Manager** automates the distribution of reports from Excel.

8 IN A NUTSHELL

Spreadsheet Server is now used for entire board packet, balance sheets, income statements, cash flow statements, and ratios. What used to take 2.5 days, now takes less than 8 hours and their analysis of data has increased due to the enhanced productivity!

7 PLATFORMS FOR SUCCESS